

Ministry of Disabled People Product List

Band 2 Equipment

Table of Contents

Band 2 Equipment	3
Access Equipment	3
Bathroom and Toilet	3
Bedroom	4
Kitchen, Dining, Living, Household Management	11
Postural Management (Seating, Standing and Lying)	12
Transfers and Manual Handling	17

Band 2 Equipment

Access Equipment

Band 2 - EM962 - Euro Ramps® Height adjustable ramp – 900mm < \$1000.01

No image available

Description: Euro Ramps® Height adjustable ramps provide a strong and safe accessible housing solution. These portable, stand-alone threshold ramps feature independently height adjustable legs with swivel feet, which mean they can be easily adjusted to the perfect vertical height and are also ideal for use on uneven surfaces and/or single step rises.

Supplier Code: 772
Supplier: Cubro
Weight: 4.70
User Weight Capacity: 317
Size: L 600 W 900 mm
Accreditation: PSCHSM

Intended Use: Portable ramp

Key Features:

Band 2 - EM963 - Oversill Ramp 800mm Adjustable Height \$1000.01 - \$1500



Description: Euro ® Oversill Ramp 800mm

Supplier Code: 555-800MM
Supplier: Cubro
Weight: 18.00
User Weight Capacity: 300
Size:
Accreditation: PSCHSM

Intended Use:

Key Features: Adjustable height, non slip surface

Band 2 - EM964 - Euro Ramps® Height adjustable ramp – 1720mm \$2000.01 - \$2500



Description: Euro Ramps® Height adjustable ramps provide a strong and safe accessible housing solution. These portable, stand-alone threshold ramps feature independently height adjustable legs with swivel feet, which mean they can be easily adjusted to the perfect vertical height and are also ideal for use on uneven surfaces and/or single step rises.

Supplier Code: 773
Supplier: Cubro
Weight: 0.00
User Weight Capacity: 0
Size:
Accreditation: PSCHSM

Intended Use: Portable ramp

Key Features:

Access Equipment

Band 2 - **EM965** - Oversill ramp 1200mm **\$1000.01 - \$1500**



Description: Euro ® Oversill Ramp 1200mm

Supplier Code: 569-1200MM

Supplier: Cubro

Weight: 24.00

User Weight Capacity: 300

Size: Open 1700mm x 760mm

Accreditation: PSCHSM

Intended Use:

Key Features: Ultra strong aluminium adjustable height two peice with non slip surface

Bathroom and Toilet

Band 2 - **EB051** - Aspire MAXI Shower Chair **\$1000.01 - \$1500**



Description: Aspire MAXI Shower Chair - 310kg SWL

Supplier Code: 0151-2438

Supplier: Active Healthcare (NZ) Ltd

Weight: 0.00

User Weight Capacity: 310

Size:

Accreditation: PSCHSM

Intended Use:

Key Features: Overall Height: 670mm-1005mm, Overall Width: 645-845mm, Seat Height: 455-575mm, Sitting Width: 575-775mm

Band 2 - **EB052** - Assist-A-Care Heavy Duty Bath Transfer Bench **\$1000.01 - \$1500**



Description: Assist-A-Care Heavy Duty Bath Transfer Bench 900mm - 350kg

Supplier Code: 0151-3001

Supplier: Active Healthcare (NZ) Ltd

Weight: 0.00

User Weight Capacity: 350

Size:

Accreditation: PSCHSM

Intended Use:

Key Features: Adjustable Height 46cm-58cm

Bathroom and Toilet

Band 2 - EH101 - Bath Lifter Reclining - Bexley **\$1500.01 - \$2000**



Description: Bexley® Reclining Bath Lifter
 170kg user weight - Seat length is: 585mm. Back
 length is: 500mm. Total length therefore is:
 1085mm

Supplier Code: 340
Supplier: Cubro
Weight: 12.00
User Weight Capacity: 170
Size: Height 70-480mm
Accreditation: PSCHSM

Intended Use:

Key Features: Stable, robust frame, simple to operate. Seat height min 70mm, max 480mm.

Bedroom

Band 2 - - Essential for Discharge Bundle 01 (excluding Northland) **\$1500.01 - \$2000**

No image available

Description: This bundle consists of the following
 items: 1 x EC102 Etude bed and 1 x EC123
 Softform mattress

Supplier Code: PKG-ETUDE PLUS
 STD,SPM197/88
Supplier: Invacare New Zealand
Weight:
User Weight Capacity:
Size:
Accreditation: PSCHSM

Intended Use: Essential for discharge package

Key Features:

Band 2 - - Essential for Discharge Bundle 02 (excluding Northland) **\$1500.01 - \$2000**

No image available

Description: This bundle consists of the following
 items:

- 1 x EC102 Etude
- 1 x EC123 Softform mattress,
- 1 x EC963 LHS Folding Bed Rail,
- 1 x EC962 RHS Bed Rail.

Supplier Code: PKG-ETUDE PLUS
 STD,1529272-7035,1528931-
 7035,SPM197/88
Supplier: Invacare New Zealand
Weight:
User Weight Capacity:
Size:
Accreditation: PSCHSM

Intended Use: Essential for discharge package

Key Features:

Bedroom

Band 2 - - Essential for Discharge Bundle 03 (excluding Northland) **\$1500.01 - \$2000**

Description: This bundle consists of the following items: 1 x EC102 Etude Bed, 1 x EC123 Softform mattress, 1 x EC963 LHS Folding Bed rail

Supplier Code: PKG-ETUDE PLUS STD,SPM197/88,1528931-7035
Supplier: Invacare New Zealand
Weight:
User Weight Capacity:
Size:
Accreditation: PSCHSM

Intended Use: Essential for discharge package

Key Features:

Band 2 - - Essential for Discharge Bundle 04 (excluding Northland) **\$1500.01 - \$2000**

Description: This bundle consists of the following items: 1 x EC102 Etude Bed, 1 x EC123 Softform mattress, 1 x EC962 RHS Bed rail

Supplier Code: PKG-ETUDE PLUS STD,SPM197/88,1529272-7035
Supplier: Invacare New Zealand
Weight:
User Weight Capacity:
Size:
Accreditation: PSCHSM

Intended Use: Essential for discharge package

Key Features:

Band 2 - - Essential for Discharge Bundle 05 (excluding Northland) **\$1500.01 - \$2000**

Description: This bundle consists of the following items: 1 x EC102 Etude Bed, 1 x EC123 Softform mattress, 1 x EC072 Clamp on Bed Rail

Supplier Code: PKG-ETUDE PLUS STD,SPM197/88, BRC41
Supplier: Invacare New Zealand
Weight:
User Weight Capacity:
Size:
Accreditation: PSCHSM

Intended Use: Essential for discharge package

Key Features:

Bedroom

Band 2 - - Essential for Discharge Bundle 06 (excluding Northland) **\$1500.01 - \$2000**

No image available

Description: This bundle consists of the following items: 1 x EC102 Etude Bed, 1 x EC123 Softform mattress, 2 x EC072 Clamp on Bed Rails

Supplier Code: PKG-ETUDE PLUS STD,SPM197/88, BRC41

Supplier: Invacare New Zealand

Weight:

User Weight Capacity:

Size:

Accreditation: PSCHSM

Intended Use: Essential for discharge package

Key Features:

Band 2 - - Essential for Discharge Bundle 07 (excluding Northland) **\$2500.01 - \$3000**

No image available

Description: This bundle consists of the following items: 1 x EC102 Etude bed and 1 x EC940 Aeria 8 Dynamic Alternating mattress Replacement System

Supplier Code: PKG-ETUDE PLUS STD,2150

Supplier: Invacare New Zealand

Weight:

User Weight Capacity:

Size:

Accreditation: PSCHSM

Intended Use: Essential for discharge package

Key Features:

Band 2 - - Essential for Discharge Bundle 08 (excluding Northland) **> \$3000**

No image available

Description: This bundle consists of the following items: 1 x EC102 Etude Bed, 1 x EC940 Aeria 8 Dynamic Alternating mattress Replacement System, 1 x EC963 LHS Folding Bed Rail, 1 x EC962 RHS Bed Rail.

Supplier Code: PKG-ETUDE PLUS STD,1529272-7035,1528931-7035, 2150

Supplier: Invacare New Zealand

Weight:

User Weight Capacity:

Size:

Accreditation: PSCHSM

Intended Use: Essential for discharge package

Key Features:

Bedroom

Band 2 - - Essential for Discharge Bundle 09 (excluding Northland) **\$2500.01 - \$3000**

Description: This bundle consists of the following items: 1 x EC102 Etude Bed, 1 x EC940 Aeria 8 Dynamic Alternating mattress Replacement System, 1 x EC963 LHS Folding Bed rail

Supplier Code: PKG-ETUDE PLUS STD, 2150,1528931-7035
Supplier: Invacare New Zealand
Weight:
User Weight Capacity:
Size:
Accreditation: PSCHSM

Intended Use: Essential for discharge package

Key Features:

Band 2 - - Essential for Discharge Bundle 10 (excluding Northland) **\$2500.01 - \$3000**

Description: This bundle consists of the following items: 1 x EC102 Etude Bed, 1 x EC940 Aeria 8 Dynamic Alternating mattress Replacement System, 1 x EC962 RHS Bed rail

Supplier Code: PKG-ETUDE PLUS STD, 2150,1529272-7035
Supplier: Invacare New Zealand
Weight:
User Weight Capacity:
Size:
Accreditation: PSCHSM

Intended Use: Essential for discharge package

Key Features:

Band 2 - - Essential for Discharge Bundle 11 (excluding Northland) **\$2500.01 - \$3000**

Description: This bundle consists of the following items: 1 x EC102 Etude Bed, 1 x EC940 Aeria 8 Dynamic Alternating mattress Replacement System, 1 x EC072 Clamp on Bed Rail

Supplier Code: PKG-ETUDE PLUS STD, 2150, BRC41
Supplier: Invacare New Zealand
Weight:
User Weight Capacity:
Size:
Accreditation: PSCHSM

Intended Use: Essential for discharge package

Key Features:

Bedroom

Band 2 - - Essential for Discharge Bundle 12 (excluding Northland) > \$3000

Description: This bundle consists of the following items: 1 x EC102 Etude Bed, 1 x EC940 Aeria 8 Dynamic Alternating mattress Replacement System, 2 x EC072 Clamp on Bed Rails

Supplier Code: PKG-ETUDE PLUS STD, 2150, BRC41

Supplier: Invacare New Zealand

Weight:

User Weight Capacity:

Size:

Accreditation: PSCHSM

Intended Use: Essential for discharge package

Key Features:

Band 2 - - Essential for Discharge Bundle 13 (excluding Northland) > \$3000

Description: This bundle consists of the following items: 1 x EC102 Etude bed and 1 x EC942 CuroCell A4 CX15 or Curocell A4 CX16 85x200x16cm Mattress or CuroCell IQ CX15 85x200x15cm Mattress.

Supplier Code: PKG-ETUDE PLUS STD, 0401-1660 or 0401-1705

Supplier: Invacare New Zealand

Weight:

User Weight Capacity:

Size:

Accreditation: PSCHSM

Intended Use: Essential for discharge package

Key Features:

Band 2 - - Essential for Discharge Bundle 14 (excluding Northland) > \$3000

Description: This bundle consists of the following items: 1 x EC102 Etude Bed, 1 x EC942 Curocell A4 CX16 or CuroCell A4 CX15 85x200x15cm Mattress or CuroCell IQ CX15 85x200x15cm Mattress, 1 x EC963 LHS Folding Bed Rail, 1 x EC962 RHS Bed Rail.

Supplier Code: PKG-ETUDE PLUS STD, 1529272-7035, 1528931-7035, 0401-1660 or 0401-1705

Supplier: Invacare New Zealand

Weight:

User Weight Capacity:

Size:

Accreditation: PSCHSM

Intended Use: Essential for discharge package

Key Features:

Bedroom

Band 2 - - Essential for Discharge Bundle 15 (excluding Northland) > \$3000

Description: This bundle consists of the following items: 1 x EC102 Etude Bed, 1 x EC942 Curocell A4 CX16 or CuroCell A4 CX15 85x200x15cm Mattress or CuroCell IQ CX15 85x200x15cm Mattress, 1 x EC963 LHS Folding Bed rail

Supplier Code: PKG-ETUDE PLUS STD, 0401-1660 or 0401-1705,1528931-7035

Supplier: Invacare New Zealand

Weight:

User Weight Capacity:

Size:

Accreditation: PSCHSM

Intended Use: Essential for discharge package

Key Features:

Band 2 - - Essential for Discharge Bundle 16 (excluding Northland) > \$3000

Description: This bundle consists of the following items: 1 x EC102 Etude or Medley Ergo Bed, 1 x EC942 Curocell A4 CX16 or CuroCell A4 CX15 85x200x15cm Mattress or CuroCell IQ CX15 85x200x15cm Mattress, 1 x EC962 RHS Bed rail

Supplier Code: PKG-ETUDE PLUS STD, 0401-1660 or 0401-1705,1529272-7035

Supplier: Invacare New Zealand

Weight:

User Weight Capacity:

Size:

Accreditation: PSCHSM

Intended Use: Essential for discharge package

Key Features:

Band 2 - - Essential for Discharge Bundle 17 (excluding Northland) > \$3000

Description: This bundle consists of the following items: 1 x EC102 Etude Bed, 1 x EC942 Curocell A4 CX16 or CuroCell A4 CX15 85x200x15cm Mattress or CuroCell IQ CX15 85x200x15cm Mattress , 1 x EC072 Clamp on Bed Rail

Supplier Code: PKG-ETUDE PLUS STD, 0401-1660 or 0401-1705, BRC41

Supplier: Invacare New Zealand

Weight:

User Weight Capacity:

Size:

Accreditation: PSCHSM

Intended Use:

Key Features:

Bedroom

Band 2 - - Essential for Discharge Bundle 18 (excluding Northland) > \$3000

No image available

Description: This bundle consists of the following items: 1 x EC102 Etude Bed, 1 x EC942 Curocell A4 CX16 or CuroCell A4 CX15 85x200x15cm Mattress or CuroCell IQ CX15 85x200x15cm Mattress, 2 x EC072 Clamp on Bed Rails

Supplier Code: PKG-ETUDE PLUS STD, 0401-1660 or 0401-1705, BRC41

Supplier: Invacare New Zealand

Weight:

User Weight Capacity:

Size:

Accreditation: PSCHSM

Intended Use: Essential for discharge package

Key Features:

Band 2 - EC102 - Bed Etude Plus Base and Ends Single \$1000.01 - \$1500



Description: Etude Plus Standard 4 Section Electric Hi-Lo Bed Single size

Supplier Code: PKG-ETUDE PLUS STD

Supplier: Invacare New Zealand

Weight: 66.00

User Weight Capacity: 200

Size: W102cm L222cm

Accreditation: PSCHSM

Intended Use: By requesting this bed you confirm that you are aware of the supplier safety warning/standards for safe use of the bed for people under 12 years of age, less than 150cm tall and / or less than 45kgs.

Key Features:

Band 2 - EC110 - Cover for Etude/Medley Ergo Standard Folding Bed Rail < \$1000.01

Description: Vinyl Padded Cotside Cover - 1.7 X 0.32M



Supplier Code: VINCOTCOV385

Supplier: Invacare New Zealand

Weight: 0.00

User Weight Capacity: 0

Size: As per cotside


Accreditation: PSCHSM

Intended Use:

Key Features: Padded vinyl cover

Bedroom

Band 2 - EC121 - Invapress Foam Single Mattress < \$1000.01



Description: Standard Foam Pressure care Mattress Single Size

Supplier Code: PRESS-S2000
Supplier: Invacare New Zealand
Weight: 0.00
User Weight Capacity: 130
Size: 2000 x 860 x 130mm
Accreditation: PSCHSM

Intended Use:

Key Features: EL33/100 foam with zone-contoured cuts in the upper layer

Band 2 - EC123 - Softform Premium 197 Foam Mattress < \$1000.01



Description: PREMIER MATTRESS

Supplier Code: SPM197/88
Supplier: Invacare New Zealand
Weight: 0.01
User Weight Capacity: 247
Size:
Accreditation: PSCHSM

Intended Use:

Key Features: Highly contoured deep mattress with side wall support

Band 2 - EC922 - Bed Etude Ultra Low Base and Bed Ends Single \$1000.01 - \$1500



Description: Bed Etude Ultra Low 4 Section Electric Hi-Lo Single size

Supplier Code: ETUDE_1583730_7035
Supplier: Invacare New Zealand
Weight: 0.00
User Weight Capacity: 200
Size:
Accreditation: PSCHSM

Intended Use: By requesting this bed you confirm that you are aware of the supplier safety warning/standards for safe use of the bed for people under 12 years of age, less than 150cm tall and / or less than 45kgs.

Key Features: A lockable hand control is also available for increased safety

Bedroom

Band 2 - EC923 - Siderail Wooden Full Length Pair Etude Plus < \$1000.01



Description: Full Length Wooden Siderail Britt V

Supplier Code: 1538458-0101

Supplier: Invacare New Zealand

Weight: 11.00

User Weight Capacity: 185


Size:

Accreditation: PSCHSM

Intended Use: A sturdy Wooden Side Rail. Fits only the Etude Plus bed.

Key Features: Tool-less assembly. Easy push button collapsible mechanism. Serves as a preventive feature against patients falling out of the bed.

Band 2 - EC924 - Cover for Etude/Medley Ergo Wooden Full Length Rails < \$1000.01



Description: Full length cotside cover - compatible with Etude plus and medley ergo

Supplier Code: VINCOTCOV205

Supplier: Invacare New Zealand

Weight: 0.00

User Weight Capacity: 0

Size:

Accreditation: PSCHSM

Intended Use:

Key Features:

Band 2 - EC930 - Aeria 5 plus Air Alternating Mattress Overlay \$2000.01 - \$2500



Description: AERIA5PLUS ® Specialised Dynamic Mattress - Overlay System Including Custom Carry Bag

Supplier Code: 2130

Supplier: Cubro

Weight: 0.00

User Weight Capacity: 160

Size: W880xH135xL2000mm

Accreditation: PSCHSM

Intended Use:

Key Features: Digital pump, 1 in 2 alternation adjustable pressure

Bedroom

Band 2 - EC940 - Aeria 8 Dynamic Alternating Mattress Replacement System **\$2000.01 - \$2500**



Description: AERIA8 ® Dynamic Alternating Mattress - Replacement System Including Custom Carry Bag.

Supplier Code: 2150

Supplier: Cubro

Weight: 0.00

User Weight Capacity: 200

Size: 880x220x2000mm

Accreditation: PSCHSM

Intended Use:

Key Features: Adj pressure,static transport,1in2 Alt,Vapour permeable

Band 2 - EC942 - CuroCell A4 CX15 85x200x15cm Mattress **> \$3000**



Description: CuroCell A4 CX15 85x200x15cm Mattress - Full Replacement Mattress.

Supplier Code: 0401-1729

Supplier: Active Healthcare (NZ) Ltd

Weight: 0.00

User Weight Capacity: 220

Size: 85x200x15cm

Accreditation: PSCHSM

Intended Use: Full Replacement Mattress

Key Features:

Band 2 - EC943 - ProCair Single Alternating Air Mattress **> \$3000**



Description: ProCair Alternating System Full Mattress Replacement

Supplier Code: APMPC-R01S

Supplier: Dynamic Healthcare Ltd

Weight: 8.00

User Weight Capacity: 200

Size:


Accreditation: PSCHSM

Intended Use: Low - Very High Pressure injury risk

Key Features: With Safety benefits. AUTOCAIR - where mattress automatically senses patient weight for fail safe patient comfort levels. QUICKER CPR twist release mechanism - for more rapid deflation versus tag systems.

Bedroom

Band 2 - EC950 - ROHO Mattress Overlay one section only **\$1500.01 - \$2000**



Description: Mattress Section Overlay Standard
 ROHO 51cm x 86cm

Supplier Code: MA4000

Supplier: Permobil New Zealand Limited

Weight: 0.00

User Weight Capacity: 0

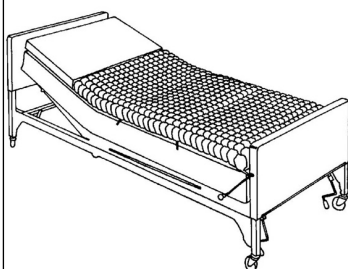
Size: 37.5cm x 86cm x 5.5cm

Accreditation: PSCHSM

Intended Use:

Key Features: Roho section; 37.5cm x 86cm x 5.5cm per section

Band 2 - EC951 - ROHO Insert Pad 21inx34in Substitute for a ROHO Section **< \$1000.01**



Description: ROHO Insert Pad 21x34 Substitutes
 for a ROHO Mattress Section

Supplier Code: MA4003

Supplier: Permobil New Zealand Limited

Weight: 0.00

User Weight Capacity: 0

Size: 21" x 34"

Accreditation: PSCHSM

Intended Use:

Key Features: Foam insert pad 21inx34in Used with 3 Roho Mattress sections used at head end

Band 2 - EC960 - Bed Extension 10Cm (Fits Etude Plus, Basic, Medley) **< \$1000.01**



Description: Metal Extension Frame 10cm

Supplier Code: SP1423993-7035

Supplier: Invacare New Zealand

Weight: 0.00

User Weight Capacity: 140

Size: 10cm extendable


Accreditation: PSCHSM

Intended Use:

Key Features: Steel, available in 10cm

Bedroom

Band 2 - EC961 - Etude Plus 10cm Foam Mattress Extension < \$1000.01



Description: Foam Pad Base Mattress Extension
 10cm - Compatible with Etude Plus, Scan 385 and
 Medley Ergo

Supplier Code: BEDEXTPAD10
Supplier: Invacare New Zealand
Weight: 0.00
User Weight Capacity: 140
Size: 10cm extendable
Accreditation: PSCHSM

Intended Use:

Key Features: Mattress

Band 2 - EC962 - Etude Plus Right Standard Folding Bed Rail < \$1000.01



Description: Siderail Metal Collapsible Folding
 Right side

Supplier Code: 1529272-7035
Supplier: Invacare New Zealand
Weight: 0.00
User Weight Capacity: 0
Size: Standard to Medley
Accreditation: PSCHSM

Intended Use:

Key Features: Fitted without the need for tools

Band 2 - EC963 - Etude Plus Left Standard Folding Bed Rail < \$1000.01



Description: Siderail Metal Collapsible Folding
 Left side

Supplier Code: 1528931-7035
Supplier: Invacare New Zealand
Weight: 0.00
User Weight Capacity: 0
Size: Standard to Medley
Accreditation: PSCHSM

Intended Use:

Key Features: Fitted without need for tools

Kitchen, Dining, Living, Household Management

Band 2 - **EK110** - Chair electric recliner D30 - Medium **\$1000.01 - \$1500**



Description: CHAIR D30 ELECTRIC RECLINER

Supplier Code: D30

Supplier: Md Mobility

Weight: 65.00

User Weight Capacity: 170

Size: 46 x 56cm

Accreditation: PSCHSM

Intended Use:

Key Features: Lift and full recline

Band 2 - **EK917** - Comforter power lift chair recliner - Small **\$1000.01 - \$1500**



Description: Featuring a plush seamed backrest with lumbar support, a soft, comfortable seat and our "grip rite" arm design, Comforter lift recliners provide the perfect fit.

Supplier Code: PR531-S

Supplier: Invacare New Zealand

Weight: 0.00

User Weight Capacity: 0

Size:

Accreditation: PSCHSM

Intended Use:

Key Features:

Band 2 - **EK918** - Comforter power lift chair recliner - Large **\$1000.01 - \$1500**



Description: Featuring a plush seamed backrest with lumbar support, a soft, comfortable seat and our "grip rite" arm design, Comforter lift recliners provide the perfect fit.

Supplier Code: PR531-L

Supplier: Invacare New Zealand

Weight: 0.00

User Weight Capacity: 0

Size:

Accreditation: PSCHSM

Intended Use:

Key Features:

Postural Management (Seating, Standing and Lying)

Band 2 - EM012 - Matrx PS 10inx12in cushion < \$1000.01



Description: Single layer contoured foam cushion. Unique waffled ischial relief recess. Cushion Height 3.75in

Supplier Code: PS1012

Supplier: C1 South

Weight: 0.00

User Weight Capacity: 68

Size:

Accreditation: WMPML1, WMPML1P, WMPML2, WMPML2P

Intended Use:

Key Features: Single layer contoured foam cushion. Unique waffled ischial relief recess

Band 2 - EM013 - Matrx PS 12inx12in cushion < \$1000.01



Description: Single layer contoured foam cushion. Unique waffled ischial relief recess. Cushion Height 3.75in

Supplier Code: PS1212

Supplier: C1 South

Weight: 0.00

User Weight Capacity: 68

Size:

Accreditation: WMPML1, WMPML1P, WMPML2, WMPML2P

Intended Use:

Key Features: Single layer contoured foam cushion. Unique waffled ischial relief recess

Band 2 - EM014 - Matrx PS 14inx14in cushion < \$1000.01



Description: Single layer contoured foam cushion. Unique waffled ischial relief recess. Cushion Height 3.75in

Supplier Code: PS1414

Supplier: C1 South

Weight: 0.00

User Weight Capacity: 68

Size:

Accreditation: WMPML1, WMPML1P, WMPML2, WMPML2P

Intended Use:

Key Features: Single layer contoured foam cushion. Unique waffled ischial relief recess

Postural Management (Seating, Standing and Lying)

Band 2 - EM015 - Matrx PS 14inx16in cushion < \$1000.01



Description: Single layer contoured foam cushion. Unique waffled ischial relief recess. Cushion Height 4in

Supplier Code: PS1416

Supplier: C1 South

Weight: 0.00

User Weight Capacity: 68

Size:

Accreditation: WMPML1, WMPML1P, WMPML2, WMPML2P

Intended Use:

Key Features: Single layer contoured foam cushion. Unique waffled ischial relief recess

Band 2 - EM016 - Matrx PS 16inx16in cushion < \$1000.01



Description: Single layer contoured foam cushion. Unique waffled ischial relief recess. Cushion Height 4in

Supplier Code: PS1616

Supplier: C1 South

Weight: 0.00

User Weight Capacity: 136

Size:

Accreditation: WMPML1, WMPML1P, WMPML2, WMPML2P

Intended Use:

Key Features: Single layer contoured foam cushion. Unique waffled ischial relief recess

Band 2 - EM017 - Matrx PS 16inx18in cushion < \$1000.01



Description: Single layer contoured foam cushion. Unique waffled ischial relief recess. Cushion Height 4in

Supplier Code: PS1618

Supplier: C1 South

Weight: 0.00

User Weight Capacity: 136

Size:

Accreditation: WMPML1, WMPML1P, WMPML2, WMPML2P

Intended Use:

Key Features: Single layer contoured foam cushion. Unique waffled ischial relief recess

Postural Management (Seating, Standing and Lying)

Band 2 - EM018 - Matrx PS 18inx16in cushion < \$1000.01



Description: Single layer contoured foam cushion. Unique waffled ischial relief recess. Cushion Height 4in

Supplier Code: PS1816

Supplier: C1 South

Weight: 0.00

User Weight Capacity: 136

Size:

Accreditation: WMPML1, WMPML1P, WMPML2, WMPML2P

Intended Use:

Key Features: Single layer contoured foam cushion. Unique waffled ischial relief recess

Band 2 - EM019 - Matrx PS 18inx18in cushion < \$1000.01



Description: Single layer contoured foam cushion. Unique waffled ischial relief recess. Cushion Height 4in

Supplier Code: PS1818

Supplier: C1 South

Weight: 0.00

User Weight Capacity: 136

Size:

Accreditation: WMPML1, WMPML1P, WMPML2, WMPML2P

Intended Use:

Key Features: Single layer contoured foam cushion. Unique waffled ischial relief recess

Band 2 - EM020 - Matrx PS 20inx18in cushion < \$1000.01



Description: Single layer contoured foam cushion. Unique waffled ischial relief recess. Cushion Height 4in

Supplier Code: PS2018

Supplier: C1 South

Weight: 0.00

User Weight Capacity: 136

Size:

Accreditation: WMPML1, WMPML1P, WMPML2, WMPML2P

Intended Use:

Key Features: Single layer contoured foam cushion. Unique waffled ischial relief recess

Postural Management (Seating, Standing and Lying)

Band 2 - EM023 - Matrx Mini 10inx10in Backrest **\$1000.01 - \$1500**



Description: Matrx Mini 10 x 10

Supplier Code: MINI1010

Supplier: C1 South

Weight: 0.00

User Weight Capacity: 68

Size:

Accreditation: WMPML1, WMPML1P, WMPML2, WMPML2P

Intended Use:

Key Features: 3in contour depth provides children with support and positioning.

Band 2 - EM024 - Matrx Mini 10inx12in Backrest **\$1000.01 - \$1500**



Description: Matrx Mini 10 x 12

Supplier Code: MINI1210

Supplier: C1 South

Weight: 0.00

User Weight Capacity: 68

Size:

Accreditation:

Intended Use:

Key Features: 3in contour depth provides children with support and positioning.

Band 2 - EM025 - Matrx Posture 14inx16in Backrest **\$1000.01 - \$1500**



Description: Matrx PB Posture 14 x 16

Supplier Code: MPB1416

Supplier: C1 South

Weight: 0.00

User Weight Capacity: 135

Size:

Accreditation: WMPML1, WMPML1P, WMPML2, WMPML2P

Intended Use:

Key Features: 3in contour depth provides children with support and positioning.

Postural Management (Seating, Standing and Lying)

Band 2 - **EM026** - Matrx Posture 16inx16in Backrest **\$1000.01 - \$1500**



Description: Matrx PB Posture 16 x 16

Supplier Code: MPB1616

Supplier: C1 South

Weight: 0.00

User Weight Capacity: 135

Size:

Accreditation: WMPML1, WMPML1P, WMPML2, WMPML2P

Intended Use:

Key Features: 5in contour depth to provide midline support and positioning

Band 2 - **EM027** - Matrx Posture 18inx16in Backrest **\$1000.01 - \$1500**



Description: Matrx PB Posture 18 x 16

Supplier Code: MPB1816

Supplier: C1 South

Weight: 0.00

User Weight Capacity: 135

Size:

Accreditation: WMPML1, WMPML1P, WMPML2, WMPML2P

Intended Use:

Key Features: 5in contour depth to provide midline support and positioning

Band 2 - **EM028** - Matrx Posture 18inx20in Backrest **\$1000.01 - \$1500**



Description: Matrx PB Posture 18 x 20

Supplier Code: MPB1820

Supplier: C1 South

Weight: 0.00

User Weight Capacity: 135

Size:

Accreditation: WMPML1, WMPML1P, WMPML2, WMPML2P

Intended Use:

Key Features: 5in contour depth to provide midline support and positioning

Postural Management (Seating, Standing and Lying)

Band 2 - EM030 - Matrx Posture 20inx20in Backrest **\$1000.01 - \$1500**



Description: Matrx PB Posture 20 x 20

Supplier Code: MPB2020

Supplier: C1 South

Weight: 0.00

User Weight Capacity: 135

Size:

Accreditation: WMPML1, WMPML1P, WMPML2, WMPML2P

Intended Use:

Key Features: 5in contour depth to provide midline support and positioning

Band 2 - EM871 - Spex Vigour Kidz-Mid Active 12inx12in Backrest **\$1000.01 - \$1500**



Description: Vigour Kidz-Mid Active Back Support for 12in W/C (12in high) for mid trunk support

Supplier Code: 1252-1212-00M

Supplier: Medifab Limited

Weight: 0.00

User Weight Capacity: 90

Size: 10-13in

Accreditation: WMPML1, WMPML1P, WMPML2, WMPML2P

Intended Use:

Key Features: Solid lightweight back support giving the user the ability to self propel

Band 2 - EM879 - Spex Standard Kidz 10inx12in cushion **< \$1000.01**



Description: Gel -foam ischial well adjustable cushion 10x12 with contouring cell system for pelvis, hip and leg positioning. Cushion Height 2in

Supplier Code: 1105-1012-OSC

Supplier: Medifab Limited

Weight: 0.00

User Weight Capacity: 90

Size: 10-13in

Accreditation: WMPML1, WMPML1P, WMPML2, WMPML2P

Intended Use:

Key Features: Gel -foam ischial well, evenly distributes pressure under the pelvis

Postural Management (Seating, Standing and Lying)

Band 2 - EM880 - Spex Standard Kidz 12inx12in cushion < \$1000.01



Description: Gel -foam ischial well adjustable cushion 12x12 with contouring cell system for pelvis, hip and leg positioning. Cushion Height 2in

Supplier Code: 1105-1212-OSC

Supplier: Medifab Limited

Weight: 0.00

User Weight Capacity: 90

Size: 10-13in

Accreditation: WMPML1, WMPML1P, WMPML2, WMPML2P

Intended Use:

Key Features: Gel -foam ischial well, evenly distributes pressure under the pelvis

Band 2 - EM881 - Spex Standard 14inx14in cushion < \$1000.01



Description: Gel -foam ischial well adjustable cushion 14 x 14 with contouring cell system for pelvis, hip and leg positioning. Cushion Height 2.5in

Supplier Code: 1105-1414-OSC

Supplier: Medifab Limited

Weight: 0.00

User Weight Capacity: 90

Size: 10-20in

Accreditation: WMPML1, WMPML1P, WMPML2, WMPML2P

Intended Use:

Key Features: Gel -foam ischial well, evenly distributes pressure under the pelvis

Band 2 - EM882 - Spex Standard 14inx16in cushion < \$1000.01



Description: Gel -foam ischial well adjustable cushion 14 x 16 with contouring cell system for pelvis, hip and leg positioning. Cushion Height 2.5in

Supplier Code: 1105-1416-OSC

Supplier: Medifab Limited

Weight: 0.00

User Weight Capacity: 90

Size: 10-20in

Accreditation: WMPML1, WMPML1P, WMPML2, WMPML2P

Intended Use:

Key Features: Gel -foam ischial well, evenly distributes pressure under the pelvis

Postural Management (Seating, Standing and Lying)

Band 2 - EM883 - Spex Standard 16inx16in cushion < \$1000.01



Description: Gel -foam ischial well adjustable cushion 16 x 16 with contouring cell system for pelvis, hip and leg positioning. Cushion Height 2.75in

Supplier Code: 1105-1616-OSC
Supplier: Medifab Limited
Weight: 0.00
User Weight Capacity: 160
Size: 10-20in
Accreditation: WMPML1, WMPML1P, WMPML2, WMPML2P

Intended Use:

Key Features: Gel -foam ischial well, evenly distributes pressure under the pelvis

Band 2 - EM884 - Spex Standard 16inx18in cushion < \$1000.01



Description: Gel -foam ischial well adjustable cushion 16 x 18 with contouring cell system for pelvis, hip and leg positioning. Cushion Height 2.75in

Supplier Code: 1105-1618-OSC
Supplier: Medifab Limited
Weight: 0.00
User Weight Capacity: 160
Size: 10-20in
Accreditation: WMPML1, WMPML1P, WMPML2, WMPML2P

Intended Use:

Key Features: Gel -foam ischial well, evenly distributes pressure under the pelvis

Band 2 - EM885 - Spex Standard 18inx16in cushion < \$1000.01



Description: Gel -foam ischial well adjustable cushion 18 x 16 with contouring cell system for pelvis, hip and leg positioning. Cushion Height 2.75in

Supplier Code: 1105-1816-OSC
Supplier: Medifab Limited
Weight: 0.00
User Weight Capacity: 160
Size: 10-20in
Accreditation: WMPML1, WMPML1P, WMPML2, WMPML2P

Intended Use:

Key Features: Gel -foam ischial well, evenly distributes pressure under the pelvis

Postural Management (Seating, Standing and Lying)

Band 2 - EM886 - Spex Standard 18inx18in cushion < \$1000.01



Description: Gel -foam ischial well adjustable cushion 18 x 18 with contouring cell system for pelvis, hip and leg positioning. Cushion Height 2.75in

Supplier Code: 1105-1818-OSC
Supplier: Medifab Limited
Weight: 0.00
User Weight Capacity: 160
Size: 10-20in
Accreditation: WMPML1, WMPML1P, WMPML2, WMPML2P

Intended Use:

Key Features: Gel -foam ischial well, evenly distributes pressure under the pelvis

Band 2 - EM887 - Spex Standard 20inx18in cushion < \$1000.01



Description: Gel -foam ischial well adjustable cushion 20 x 18 with contouring cell system for pelvis, hip and leg positioning. Cushion Height 3in

Supplier Code: 1105-2018-OSC
Supplier: Medifab Limited
Weight: 0.00
User Weight Capacity: 160
Size: 10-20in
Accreditation: WMPML1, WMPML1P, WMPML2, WMPML2P

Intended Use:

Key Features: Gel -foam ischial well, evenly distributes pressure under the pelvis

Band 2 - ES901 - Jenx NR50 Monkey with body positioning Standing Frame > \$3000



Description: Jenx NR-50 Monkey Standing Frame complete with Body Positioning support and straps, size 1 Foot Sandal, Tray with Bowl and Tray Infill.

Supplier Code: 5050-0001-000
Supplier: Medifab Limited
Weight: 22.00
User Weight Capacity: 25
Size: 880 x 575 mm
Accreditation: WLKSTD

Intended Use:

Key Features: Lower body and thoracic adjustable positioning pads, hip and thoracic straps

Transfers and Manual Handling

Band 2 - - Essential for Discharge Bundle 19 (excluding Northland) > \$3000

Description: This bundle consists of 1 x EH996 Sonata Full Hoist with 2 Point Yoke 150kg and 1 x EH998 Elevate HS Mesh Loop Sling - M or General Purpose Head Support Mesh Sling - M

Supplier Code: 0252-0002, 0253-1630 or 0253-0040
Supplier: Active Healthcare (NZ) Ltd
Weight:
User Weight Capacity:
Size:
Accreditation: PSCHSM

Intended Use: Essential for Discharge Package

Key Features:

Band 2 - - Essential for Discharge Bundle 20 (excluding Northland) > \$3000


Description: This bundle consists of 1 x EH996 Sonata Full Hoist with 2 Point Yoke 150kg and 1 x EH998 Elevate HS Mesh Loop Sling - L

Supplier Code: 0252-0002, 0253-1631
Supplier: Active Healthcare (NZ) Ltd
Weight:
User Weight Capacity:
Size:
Accreditation: PSCHSM

Intended Use: Essential for discharge package

Key Features:

Band 2 - EH001 - Standing aid - Sara Stedy \$2500.01 - \$3000



Description: Sara Stedy SWL 182kg

Supplier Code: NTB2000
Supplier: Arjo
Weight: 29.00
User Weight Capacity: 182
Size:
Accreditation: PSCHSM, WLKSTD

Intended Use: A mobile active lift. It is intended to be operated on horizontal surfaces for transferring patients and residents in hospitals, nursing homes or other health care facilities. For use with patients who have the ability to stand unaided or who can stand with minimal assistance.

Key Features: Innovative pivoting seat opening, easily accessible for the patient and requires minimal handling by the caregiver. Crossbar handle, allows the patient to support themselves by pulling.

Transfers and Manual Handling

Band 2 - EH002 - Sling Standing - Large - Sara Steady < \$1000.01



Description: Sling Standing - Sara Flex Sara 3000 - Large

Supplier Code: LNZ-TSS.502-L1

Supplier: Arjo

Weight: 0.00

User Weight Capacity: 200

Size:

Accreditation: PSCHSM, WLKSTD

Intended Use:

Key Features: Sling for sara steady - Assessor to specify size

Band 2 - EH002 - Sling Standing - Medium - Sara Steady < \$1000.01



Description: Sling Standing - Sara Flex Sara 3000 - Medium

Supplier Code: LNZ-TSS.501-L1

Supplier: Arjo

Weight: 0.00

User Weight Capacity: 200

Size:

Accreditation: PSCHSM, WLKSTD

Intended Use:

Key Features: Sling for sara steady - Assessor to specify size

Band 2 - EH002 - Sling Standing - Small - Sara Steady < \$1000.01



Description: Sling Standing - Sara Flex Sara 3000 - Small

Supplier Code: LNZ-TSS.500-L1

Supplier: Arjo

Weight: 0.00

User Weight Capacity: 200

Size:

Accreditation: PSCHSM, WLKSTD

Intended Use:

Key Features: Sling for sara steady - Assessor to specify size

Transfers and Manual Handling

Band 2 - EH002 - Sling Standing - XL - Sara Stedy < \$1000.01



Description: Sling Standing - Sara Flex Sara 3000 - XL

Supplier Code: LNZ-TSS.503-L1

Supplier: Arjo

Weight: 0.00

User Weight Capacity: 200

Size:

Accreditation: PSCHSM, WLKSTD

Intended Use:

Key Features: Sling for sara stedy - Assessor to specify size

Band 2 - EH002 - Sling Standing Sara Stedy xxL < \$1000.01



Description: Sling Standing - Sara Flex Sara 3000 - XXL

Supplier Code: LNZ-TSS.504-L1

Supplier: Arjo

Weight: 0.00

User Weight Capacity: 200

Size:

Accreditation: PSCHSM, WLKSTD

Intended Use:

Key Features: Sling for sara stedy - Assessor to specify size

Band 2 - EH003 - Minilift 160EE Sit To Stand Lifter > \$3000



Description: Minilift 160EE 160 kg

Supplier Code: 60300012

Supplier: Usl Medical

Weight: 41.00

User Weight Capacity: 160

Size: 919mmx959mm

Accreditation: PSCHSM

Intended Use:

Key Features: Comfortable, active sit-to-stand with natural movement pattern

Transfers and Manual Handling

Band 2 - EH004 - Slings - Stand up sling S for Minilift < \$1000.01

Description: Standupsling S



Supplier Code: 45500004

Supplier: Usl Medical

Weight: 0.00

User Weight Capacity: 300

Size: S

Accreditation: PSCHSM

Intended Use:

Key Features: ThoraxSling sit-to-stand vest used MiniLift160EE and MiniLift125.

Band 2 - EH005 - Stand up sling M for Minilift < \$1000.01

Description: Standupsling M



Supplier Code: 45500006

Supplier: Usl Medical

Weight: 0.00

User Weight Capacity: 300

Size: M

Accreditation: PSCHSM

Intended Use:

Key Features: ThoraxSling sit-to-stand vest used MiniLift160EE and MiniLift125.

Band 2 - EH006 - Stand up sling L for Minilift < \$1000.01

Description: Standupsling L



Supplier Code: 45500007

Supplier: Usl Medical

Weight: 0.00

User Weight Capacity: 300

Size: L

Accreditation: PSCHSM

Intended Use:

Key Features: ThoraxSling sit-to-stand vest used MiniLift160EE and MiniLift125.

Transfers and Manual Handling

Band 2 - EH007 - Stand up sling XL for Minilift < \$1000.01

Description: Standupsling XL



Supplier Code: 45500008

Supplier: Usl Medical

Weight: 0.00

User Weight Capacity: 300

Size: XL

Accreditation: PSCHSM

Intended Use:

Key Features: ThoraxSling sit-to-stand vest used MiniLift160EE and MiniLift125.

Band 2 - EH992 - Minilift 180 Sit to Stand Lifter > \$3000

Description: Minilift 160 Sit To Stand Lifter



Supplier Code: 0252-1901

Supplier: Active Healthcare (NZ) Ltd

Weight: 0.00

User Weight Capacity: 0

Size: L90 x H101 x 50cm

Accreditation: PSCHSM

Intended Use:

Key Features: Small and compact

Band 2 - EH993 - Micros Lifter 130kg with Pivot Frame \$2000.01 - \$2500

Description: Micros Lightweight Patient Lifter C/W Pivot Frame



Supplier Code: 0252-0009

Supplier: Active Healthcare (NZ) Ltd

Weight: 31.00

User Weight Capacity: 130

Size: 104 x 57.6cm(closed)

Accreditation: PSCHSM

Intended Use:

Key Features: Powered lifting function with manual foot pedal control

Transfers and Manual Handling

Band 2 - EH994 - Micros Lifter 130kg with Yoke Hook > \$3000



Description: Micros Lightweight Patient Lifter C/W Yoke Hook

Supplier Code: 0252-0008

Supplier: Active Healthcare (NZ) Ltd

Weight: 31.00

User Weight Capacity: 130

Size: 104 x 57.6cm (closed)

Accreditation: PSCHSM

Intended Use:

Key Features: Powered lifting function with manual foot pedal control

Band 2 - EH995 - Elevate HS Mesh Clip Sling – XXS < \$1000.01

No image available

Description: Elevate HS Mesh Clip Sling, XXS

Supplier Code: 0253-1654

Supplier: Active Healthcare (NZ) Ltd

Weight: 0.00

User Weight Capacity: 0

Size:

Accreditation: PSCHSM

Intended Use: Hoist Sling

Key Features:

Band 2 - EH995 - Sonata Full Hoist with Pivot Frame 150 KG > \$3000



Description: Sonata Full Body Patient Hoist With Pivot Frame 150 kg

Supplier Code: 0252-0001

Supplier: Active Healthcare (NZ) Ltd

Weight: 39.00

User Weight Capacity: 150

Size: 100.5x60.5cm(closed)

Accreditation: PSCHSM

Intended Use:

Key Features: LA44 actuator with side impact rating of 100kg and emergency down feature

Transfers and Manual Handling

Band 2 - EH996 - Sonata Full Hoist with 2 Point Yoke 150kg > \$3000



Description: Sonata Full Body Patient Hoist With 2 Point Yoke 150kg

Supplier Code: 0252-0002

Supplier: Active Healthcare (NZ) Ltd

Weight: 39.00

User Weight Capacity: 150

Size: 100.5x60.5cm(closed)

Accreditation: PSCHSM

Intended Use:

Key Features: LA44 actuator with side impact rating of 100kg and emergency down feature

Band 2 - EH998 - Elevate HS Mesh Loop Sling - L < \$1000.01



Description: Supersling Elevate HS Mesh Loop Sling, Large. Safe working load: 200kg Attachment type: Loop for yoke attachment or clip for pivot attachment. Mesh.

Supplier Code: 0253-1631

Supplier: Active Healthcare (NZ) Ltd

Weight: 0.00

User Weight Capacity: 200

Size: Product Options: 0253-1631: Supersling Elevate HS Mesh Loop Sling, L 0253-1632: Supersling Elevate H

Accreditation: PSCHSM

Intended Use: The Supersling Elevate HS is a sling with head support made for general lifting and transfers with a standard 'open-leg' design. It can be easily fitted either in bed or in a chair. Suitable for people who have low muscle control and require full support.

Key Features: Replaces the previously named 'Supersling General Purpose Head Support Sling' Head support section for users with low muscle control Material: Mesh Attachment type: Loop for yoke attachment or clip for pivot attachment.

Transfers and Manual Handling

Band 2 - EH998 - Elevate HS Mesh Loop Sling - M < \$1000.01

Description: Supersling Elevate HS Mesh Loop Sling, Medium.


Supplier Code: 0253-1630
Supplier: Active Healthcare (NZ) Ltd
Weight: 0.00
User Weight Capacity: 200
Size:
Accreditation: PSCHSM

No image available

Intended Use: The Supersling Elevate HS is a sling with head support made for general lifting and transfers with a standard 'open-leg' design. It can be easily fitted either in bed or in a chair. Suitable for people who have low muscle control and require full support.

Key Features: Replaces the previously named 'Supersling General Purpose Head Support Sling' Head support section for users with low muscle control Material: Mesh Attachment type: Loop for yoke attachment or clip for pivot attachment.

Band 2 - EH998 - Elevate HS Mesh Loop Sling - S < \$1000.01



Description: Supersling Elevate HS Mesh Loop Sling, S. Safe working load: 200kg Attachment type: Loop for yoke attachment or clip for pivot attachment. Mesh.

Supplier Code: 0253-1629
Supplier: Active Healthcare (NZ) Ltd
Weight: 0.00
User Weight Capacity: 200
Size: 0253-1627: Supersling Elevate HS Mesh Loop Sling, XXS 0253-1628: Supersling Elevate HS Mesh Loop Sli
Accreditation: PSCHSM

Intended Use: The Supersling Elevate HS is a sling with head support made for general lifting and transfers with a standard 'open-leg' design. It can be easily fitted either in bed or in a chair. Suitable for people who have low muscle control and require full support.

Key Features: Replaces the previously named 'Supersling General Purpose Head Support Sling' Head support section for users with low muscle control Material: Mesh Attachment type: Loop for yoke attachment or clip for pivot attachment.

Transfers and Manual Handling

Band 2 - EH998 - Elevate HS Mesh Loop Sling - XL < \$1000.01



Description: Supersling Elevate HS Mesh Loop Sling, XL. Specifications: Safe working load: 200kg Attachment type: Loop for yoke attachment or clip for pivot attachment. Mesh.

Supplier Code: 0253-1632

Supplier: Active Healthcare (NZ) Ltd

Weight: 0.00

User Weight Capacity: 200

Size: Product Options: 0253-1631: Supersling Elevate HS Mesh Loop Sling, L 0253-1632: Supersling Elevate H

Accreditation: PSCHSM

Intended Use: The Supersling Elevate HS is a sling with head support made for general lifting and transfers with a standard 'open-leg' design. It can be easily fitted either in bed or in a chair. Suitable for people who have low muscle control and require full support.

Key Features: Replaces the previously named 'Supersling General Purpose Head Support Sling' Head support section for users with low muscle control Material: Mesh Attachment type: Loop for yoke attachment or clip for pivot attachment.

Band 2 - EH998 - Elevate HS Mesh Loop Sling - XS < \$1000.01



Description: Supersling Elevate HS Mesh Loop Sling, XS. Specifications: Safe working load: 200kg Attachment type: Loop for yoke attachment or clip for pivot attachment. Mesh.

Supplier Code: 0253-1628

Supplier: Active Healthcare (NZ) Ltd

Weight: 0.00

User Weight Capacity: 200

Size: 0253-1627: Supersling Elevate HS Mesh Loop Sling, XXS 0253-1628: Supersling Elevate HS Mesh Loop Sli

Accreditation: PSCHSM

Intended Use: The Supersling Elevate HS is a sling with head support made for general lifting and transfers with a standard 'open-leg' design. It can be easily fitted either in bed or in a chair. Suitable for people who have low muscle control and require full support.

Key Features: Replaces the previously named 'Supersling General Purpose Head Support Sling' Head support section for users with low muscle control Material: Mesh Attachment type: Loop for yoke attachment or clip for pivot attachment.

Transfers and Manual Handling

Band 2 - EH998 - Elevate HS Mesh Loop Sling - XXL < \$1000.01



Description: Supersling Elevate HS Mesh Loop Sling, XXL. Specifications: Safe working load: 200kg Attachment type: Loop for yoke attachment or clip for pivot attachment. Mesh.

Supplier Code: 0253-1633
Supplier: Active Healthcare (NZ) Ltd
Weight: 0.00
User Weight Capacity: 200
Size: Product Options: 0253-1631: Supersling Elevate HS Mesh Loop Sling, L 0253-1632: Supersling Elevate H
Accreditation: PSCHSM

Intended Use: The Supersling Elevate HS is a sling with head support made for general lifting and transfers with a standard 'open-leg' design. It can be easily fitted either in bed or in a chair. Suitable for people who have low muscle control and require full support.

Key Features: Replaces the previously named 'Supersling General Purpose Head Support Sling' Head support section for users with low muscle control Material: Mesh Attachment type: Loop for yoke attachment or clip for pivot attachment.

Band 2 - EH998 - Elevate HS Mesh Loop Sling - XXS < \$1000.01



Description: Supersling Elevate HS Mesh Loop Sling, XXS. Specifications: Safe working load: 200kg Attachment type: Loop for yoke attachment or clip for pivot attachment. Mesh.

Supplier Code: 0253-1627
Supplier: Active Healthcare (NZ) Ltd
Weight: 0.00
User Weight Capacity: 200
Size: 0253-1627: Supersling Elevate HS Mesh Loop Sling, XXS 0253-1628: Supersling Elevate HS Mesh Loop Sli
Accreditation: PSCHSM

Intended Use: The Supersling Elevate HS is a sling with head support made for general lifting and transfers with a standard 'open-leg' design. It can be easily fitted either in bed or in a chair. Suitable for people who have low muscle control and require full support.

Key Features: Replaces the previously named 'Supersling General Purpose Head Support Sling' Head support section for users with low muscle control Material: Mesh Attachment type: Loop for yoke attachment or clip for pivot attachment.

Transfers and Manual Handling

Band 2 - EH998 - Elevate HS Mesh Loop Sling - XXXL < \$1000.01



Description: Supersling Elevate HS Mesh Loop Sling, XXXL. Specifications: Safe working load: 200kg Attachment type: Loop for yoke attachment or clip for pivot attachment. Mesh.

Supplier Code: 0253-1634
Supplier: Active Healthcare (NZ) Ltd
Weight: 0.00
User Weight Capacity: 200
Size: Product Options: 0253-1631: Supersling Elevate HS Mesh Loop Sling, L 0253-1632: Supersling Elevate H
Accreditation: PSCHSM

Intended Use: The Supersling Elevate HS is a sling with head support made for general lifting and transfers with a standard 'open-leg' design. It can be easily fitted either in bed or in a chair. Suitable for people who have low muscle control and require full support.

Key Features: Replaces the previously named 'Supersling General Purpose Head Support Sling' Head support section for users with low muscle control Material: Mesh Attachment type: Loop for yoke attachment or clip for pivot attachment.

Band 2 - EH998 - Elevate HS Mesh Loop Sling - XXXXL < \$1000.01



Description: Supersling Elevate HS Mesh Loop Sling, XXXXL. Specifications: Safe working load: 200kg Attachment type: Loop for yoke attachment or clip for pivot attachment. Mesh.

Supplier Code: 0253-1635
Supplier: Active Healthcare (NZ) Ltd
Weight: 0.00
User Weight Capacity: 200
Size: Product Options: 0253-1631: Supersling Elevate HS Mesh Loop Sling, L 0253-1632: Supersling Elevate H
Accreditation: PSCHSM

Intended Use: The Supersling Elevate HS is a sling with head support made for general lifting and transfers with a standard 'open-leg' design. It can be easily fitted either in bed or in a chair. Suitable for people who have low muscle control and require full support.

Key Features: Replaces the previously named 'Supersling General Purpose Head Support Sling' Head support section for users with low muscle control Material: Mesh Attachment type: Loop for yoke attachment or clip for pivot attachment.

Transfers and Manual Handling

Band 2 - EH999 - Elevate HS Mesh Clip Sling - L < \$1000.01

Description: Elevate HS Mesh Clip Sling, L



Supplier Code: 0253-1658

Supplier: Active Healthcare (NZ) Ltd

Weight: 0.00

User Weight Capacity: 0

Size:

Accreditation: PSCHSM

Intended Use: Hoist Sling

Key Features:

Band 2 - EH999 - Elevate HS Mesh Clip Sling - M < \$1000.01

Description: Elevate HS Mesh Clip Sling, M



Supplier Code: 0253-1657

Supplier: Active Healthcare (NZ) Ltd

Weight: 0.00

User Weight Capacity: 0

Size:

Accreditation: PSCHSM

Intended Use: Hoist Sling

Key Features:

Band 2 - EH999 - Elevate HS Mesh Clip Sling - S < \$1000.01

Description: Supersling Full Body Pivot Mesh - Small



Supplier Code: 0253-1656

Supplier: Active Healthcare (NZ) Ltd

Weight: 0.00

User Weight Capacity: 0

Size:

Accreditation: PSCHSM

Intended Use: Hoist Sling

Key Features:

Transfers and Manual Handling

Band 2 - EH999 - Elevate HS Mesh Clip Sling - S < \$1000.01

Description: Elevate HS Mesh Clip Sling, S



Supplier Code: 0253-1656

Supplier: Active Healthcare (NZ) Ltd

Weight: 0.00

User Weight Capacity: 0

Size:

Accreditation: PSCHSM

Intended Use: Hoist Sling

Key Features:

Band 2 - EH999 - Elevate HS Mesh Clip Sling - XL < \$1000.01

Description: Elevate HS Mesh Clip Sling, XL



Supplier Code: 0253-1659

Supplier: Active Healthcare (NZ) Ltd

Weight: 0.00

User Weight Capacity: 0

Size:

Accreditation: PSCHSM

Intended Use: Hoist Sling

Key Features:

Band 2 - EH999 - Elevate HS Mesh Clip Sling - XS < \$1000.01

Description: Elevate HS Mesh Clip Sling, XS



Supplier Code: 0253-1655

Supplier: Active Healthcare (NZ) Ltd

Weight: 0.00

User Weight Capacity: 0

Size:

Accreditation: PSCHSM

Intended Use: Hoist Sling

Key Features:

Transfers and Manual Handling

Band 2 - **EH999** - Elevate HS Mesh Clip Sling - XXL < **\$1000.01**

Description: Elevate HS Mesh Clip Sling, XXL

Supplier Code: 0253-1660

Supplier: Active Healthcare (NZ) Ltd

Weight: 0.00

User Weight Capacity: 0

Size:

Accreditation: PSCHSM

Intended Use: Hoist Sling

Key Features:

Band 2 - **EH999** - Sling Pivot Heads Support Mesh - L < **\$1000.01**

Description: Sling Pivot Heads Support Mesh - L - alternative while the 0253-1658 is on back order

Supplier Code: 0253-0056

Supplier: Active Healthcare (NZ) Ltd

Weight: 0.00

User Weight Capacity: 0

Size: No

Accreditation: PSCHSM

Intended Use: Sling Pivot Heads Support Mesh - L

Key Features:

Band 2 - **EH999** - Sling pivot Heads Support Mesh - XL < **\$1000.01**

Description: Sling pivot Heads Support Mesh - XL - alternative while the 0253-1659 is on back order

Supplier Code: 0253-0057

Supplier: Active Healthcare (NZ) Ltd

Weight: 0.00

User Weight Capacity: 0

Size: No

Accreditation: PSCHSM

Intended Use: Sling pivot Heads Support Mesh - XL

Key Features: