

Property Information for EMS Modifications



Person's Name:

Address:

Assessor's Name:

Date of Visit:

Overview of Property:

Upload photo of house from street/driveway:

Accessible has provided this template for EMS Assessors to help organise relevant photos, sketches and information of the areas of the home requiring modifications. It is not a required document - if used, pages/sections which are not relevant can be deleted.




Overview of Access

Access: Front/main access (closest to where vehicle parks): Description:

Access: Rear/side/alternative access:
Description:

Overview of Layout

Description of layout of house and sketch:

A large, empty rectangular box with a thin black border, intended for a sketch or drawing of a house layout.

Overview of Areas Needing Modification



Area/Room:	Needs Modification:
Front/Main Entrance	<input type="checkbox"/> No <input type="checkbox"/> Yes (refer to Section 1, 2 and 3)
Rear/Side/Internal Entrance	<input type="checkbox"/> No <input type="checkbox"/> Yes (refer to Section 2, 1 and 3)
Bathroom	<input type="checkbox"/> No <input type="checkbox"/> Yes (refer to Section 3, 1 or 2)
Toilet	<input type="checkbox"/> No <input type="checkbox"/> Yes (refer to Section 4 and 3)
Kitchen/Dining/Lounge	<input type="checkbox"/> No <input type="checkbox"/> Yes (refer to Section 5)
Bedroom/Hallway	<input type="checkbox"/> No <input type="checkbox"/> Yes (refer to Section 6)
Garden/Fencing	<input type="checkbox"/> No <input type="checkbox"/> Yes (refer to Section 7 and 1 or 2)
Other:	<input type="checkbox"/> No <input type="checkbox"/> Yes (refer to Section 8)
Other:	<input type="checkbox"/> No <input type="checkbox"/> Yes (refer to Section 9)

Overview of Areas Needing Modification



Area/Room:	If yes: required sections in power point to complete
Front/Main Entrance	<input type="checkbox"/> Yes (Section 1, 2 and 3)
Rear/Side/Internal Entrance	<input type="checkbox"/> Yes (Section 1, 2 and 3)
Bathroom	<input type="checkbox"/> Yes (Section 1 and/or 2 and 3)
Toilet	<input type="checkbox"/> Yes (Section 3 and 4)
Kitchen/Dining/Lounge	<input type="checkbox"/> Yes (Section 5)
Bedroom/Hallway	<input type="checkbox"/> Yes (Section 6)
Garden/Fencing	<input type="checkbox"/> Yes (Section 1 and/or 2 and 7)
Other:	<input type="checkbox"/> Yes (Section 8)

Section 1: Main Access



Description of environment, issue, goal and proposed solution (including specs and sizes):

--	--

Section 2: Other Access



Description of environment, issue, goal and proposed solution (including specs and sizes):

--	--

Section 3: Bathroom



Description of environment, issue, goal and proposed solution (including specs and sizes):

Section 4: Toilet



Description of environment, issue, goal and proposed solution (including specs and sizes):


Empty rectangular box for content.

Section 5: Kitchen/Lounge

Description of environment, issue, goal and proposed solution (including specs and sizes):


Section 6: Bedroom/Hallway

Description of environment, issue, goal and proposed solution (including specs and sizes):

A large, empty rectangular box with a thin black border, occupying the right half of the page. It is intended for a drawing or diagram related to the bedroom/hallway project.

Section 7: Garden/Fencing

Description of environment, issue, goal and proposed solution (including specs and sizes):

A large, empty rectangular box with a thin black border, occupying the right half of the page. It is intended for a drawing or diagram related to the garden or fencing project.

Section 8: Other



Description of environment, issue, goal and proposed solution (including specs and sizes):

Empty rectangular box for content.


Section 9: Other



Description of environment, issue, goal and proposed solution (including specs and sizes):

A large empty rectangular box intended for a detailed description of the environment, issue, goal, and proposed solution.

Existing Sketch(s)



Proposed Sketch(s)



Additional Photos

