

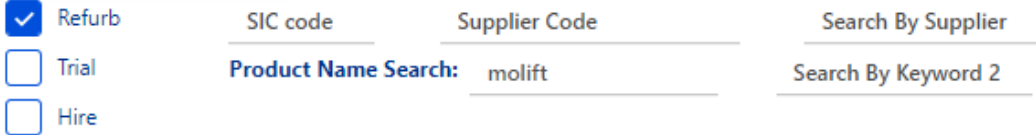

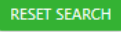


## Search for Non-List Refurbished Item

### Related Documents

[Search Full Product Catalogue](#)

[Add Non-List Refurbished Item to Purchase Application](#)

Step	Description
1.	<p>Search the aSAP Portal Catalogue for availability of Non-List Refurb equipment.</p> <ol style="list-style-type: none"> <li>Click </li> <li>Click <a href="#">Full Catalogue (ACC)</a></li> <li>Select <input checked="" type="checkbox"/> Refurb</li> <li>Select relevant filter (product group and catalogue list type), if required</li> <li>Enter alphanumeric text in search fields, and click </li> </ol> <p><b>Example:</b> Enter Product Name Search keyword(s) - Molift</p>  <p><b>Note:</b> If <input type="checkbox"/> Refurb is unselected in <b>Step c</b>, both refurbished and new equipment display</p> <p><b>Note:</b> Click  to display product details</p> <p><b>Note:</b> Mouse hover over the refurbished equipment line to view the Asset Number, Cost to Replace and Warehouse</p> <ol style="list-style-type: none"> <li>Record the Supplier Product Code, if required. <b>Example:</b> XM10200</li> </ol> <p><b>Note:</b> Click  to remove applied filters and clear search fields</p>