

**Spend by District Health Board for the 2008/09 financial year (01/07/08 - 30/06/09)**  
**(All figures include Freight, Delivery cost, Repair and Refurbishment cost.)**

**2008/09**

<b>Equipment</b>				
	0 to 16	17 to 64	65+	Total
Northland	338,042.37	843,288.61	717,502.71	1,898,833.68
Waitemata Health	1,405,617.73	2,624,946.37	1,860,231.21	5,890,795.31
Auckland	571,046.56	2,318,567.65	1,675,976.38	4,565,590.58
Counties Manukau	1,610,729.25	2,441,720.78	1,361,820.64	5,414,270.67
<b>Total</b>	<b>\$ 3,925,435.90</b>	<b>\$ 8,228,523.41</b>	<b>\$ 5,615,530.93</b>	<b>\$ 17,769,490.24</b>

Please see the graph on Page2

<b>Housing</b>				
	0 to 16	17 to 64	65+	Total
Northland	34,920.66	203,464.96	395,898.97	634,284.59
Waitemata Health	324,382.44	545,522.97	922,679.37	1,792,584.78
Auckland	304,725.21	485,296.00	768,039.37	1,558,060.58
Counties Manukau	462,962.71	608,312.78	1,107,583.78	2,178,859.28
<b>Total</b>	<b>\$ 1,126,991.02</b>	<b>\$ 1,842,596.71</b>	<b>\$ 3,194,201.50</b>	<b>\$ 6,163,789.23</b>

Please see the graph on Page2

<b>Vehicles</b>				
	0 to 16	17 to 64	65+	Total
Northland	9,177.00	201.95	0.00	9,378.96
Waitemata Health	55,115.50	6,728.39	0.00	61,843.89
Auckland	18,361.01	6,866.86	0.00	25,227.87
Counties Manukau	11,610.33	26,816.54	0.00	38,426.87
<b>Total</b>	<b>\$ 94,263.85</b>	<b>\$ 40,613.74</b>	<b>\$ 0.00</b>	<b>\$ 134,877.59</b>

Please see the graph on Page2

**Spend by District Health Board for the 2007/08 financial year (01/07/07 - 30/06/08)**

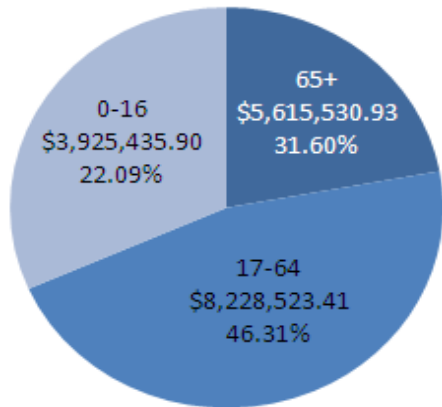
**2007 - 2008**

<b>Equipment</b>				
	0 to 16	17 to 64	65+	Total
Northland	215,245.70	469,999.11	469,133.52	1,154,378.33
Waitemata Health	1,170,233.64	2,429,136.47	1,824,440.71	5,423,810.83
Auckland	654,490.44	1,839,218.91	1,402,453.31	3,896,162.66
Counties Manukau	1,346,301.86	1,938,883.77	1,282,108.04	4,567,293.67
<b>Total</b>	<b>\$ 3,386,271.65</b>	<b>\$ 6,677,238.26</b>	<b>\$ 4,978,135.58</b>	<b>\$ 15,041,645.49</b>

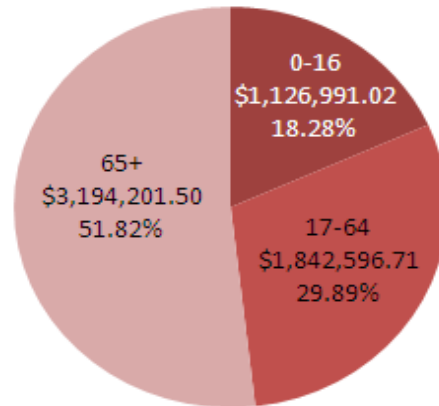
<b>Housing</b>				
	0 to 16	17 to 64	65+	Total
Northland	96,197.84	157,969.15	315,413.74	569,580.74
Waitemata Health	250,434.06	281,875.07	815,212.47	1,347,521.60
Auckland	170,882.43	229,090.34	549,623.50	949,596.26
Counties Manukau	198,175.52	331,184.53	686,624.49	1,215,984.54
<b>Total</b>	<b>\$ 715,689.85</b>	<b>\$ 1,000,119.09</b>	<b>\$ 2,366,874.20</b>	<b>\$ 4,082,683.13</b>

<b>Vehicles</b>				
	0 to 16	17 to 64	65+	Total
Northland	0.00	12,743.75	0.00	12,743.75
Waitemata Health	0.00	45,538.13	0.00	45,538.13
Auckland	0.00	360.00	0.00	360.00
Counties Manukau	0.00	6,890.00	2,012.00	8,902.00
<b>Total</b>	<b>\$ 0.00</b>	<b>\$ 65,531.88</b>	<b>\$ 2,012.00</b>	<b>\$ 67,543.88</b>

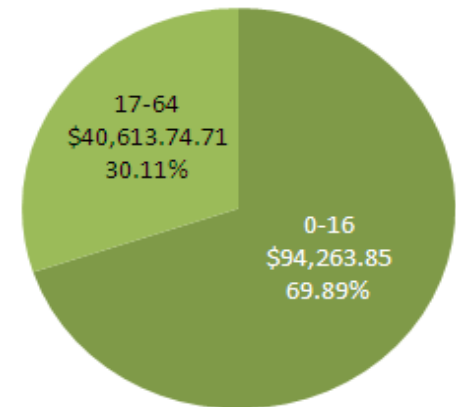
**Equipment Spend by Age FY08-09**



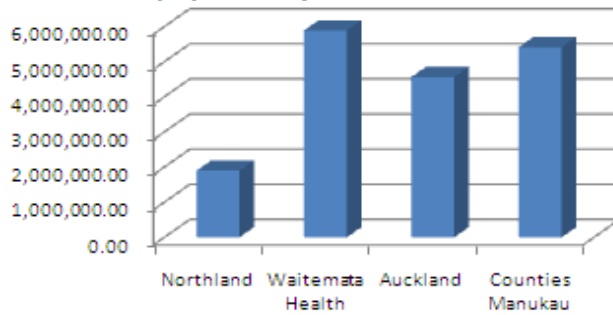
**Housing Spend by Age FY08-09**



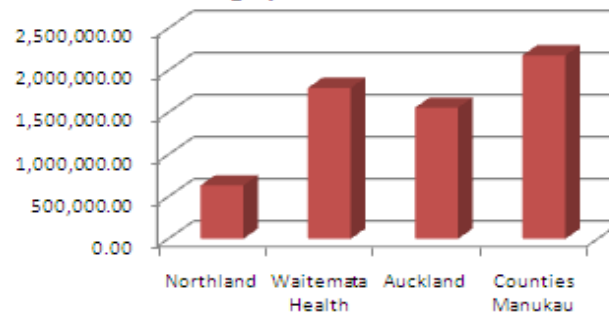
**Vehicle Spend by Age FY08-09**



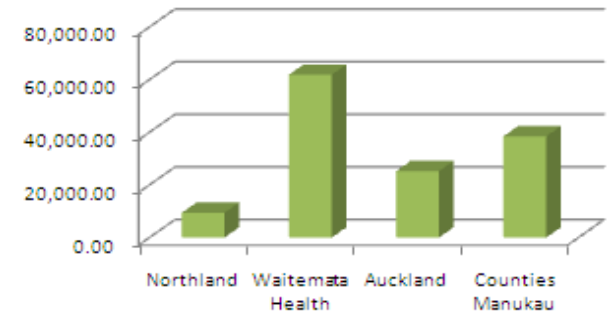
**Equipment Spend FY08-09**



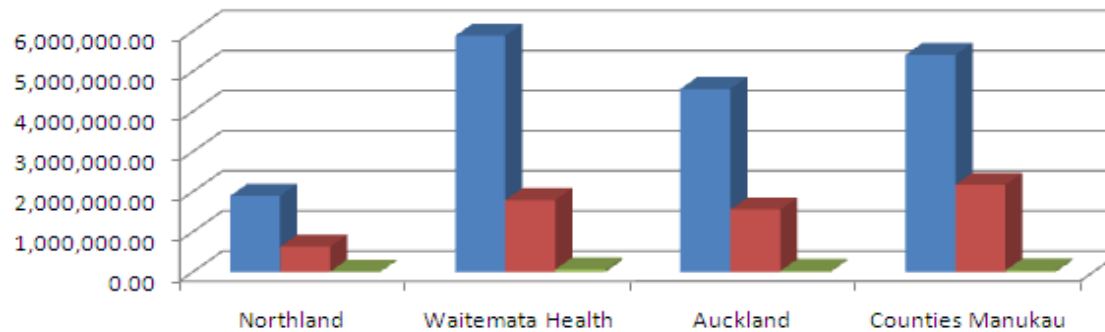
**Housing Spend FY08-09**



**Vehicle Spend FY08-09**



**Total Spend FY08-09**



- Equipment
- Housing
- Vehicle