

1. Spend by District Health Board for the first half year of 2009/10 financial year
(Financial Year 2009-2010 from 01/07/2009 to 31/12/2009)

Equipment	0 to 16	17 to 64	65+	Total
Northland	236,725.59	320,024.56	259,493.42	816,243.57
Waitemata Health	915,148.60	1,322,642.92	731,071.87	2,968,863.39
Auckland	521,413.68	1,113,813.39	927,890.92	2,563,118.00
Counties Manukau	862,971.99	1,193,722.11	630,271.83	2,686,965.94
Total	\$ 2,536,259.86	\$ 3,950,202.99	\$ 2,548,728.04	\$ 9,035,190.89

Housing	0 to 16	17 to 64	65+	Total
Northland	1,475.37	89,775.57	157,223.51	248,474.45
Waitemata Health	222,654.66	159,221.39	454,327.53	836,203.59
Auckland	124,737.13	193,667.57	249,052.35	567,457.05
Counties Manukau	155,342.39	262,153.46	356,270.27	773,766.11
Total	\$ 504,209.55	\$ 704,818.00	\$ 1,216,873.67	\$ 2,425,901.21

Vehicle	0 to 16	17 to 64	65+	Total
Northland	549.26	1,558.29	0.00	2,107.55
Waitemata Health	19,656.45	355.01	0.00	20,011.46
Auckland	27,332.98	12,331.90	0.00	39,664.88
Counties Manukau	36,338.34	16,315.25	0.00	52,653.59
Total	\$ 83,877.03	\$ 30,560.45	\$ 0.00	\$ 114,437.48

Graphs for 2009/10 are available on Page 2

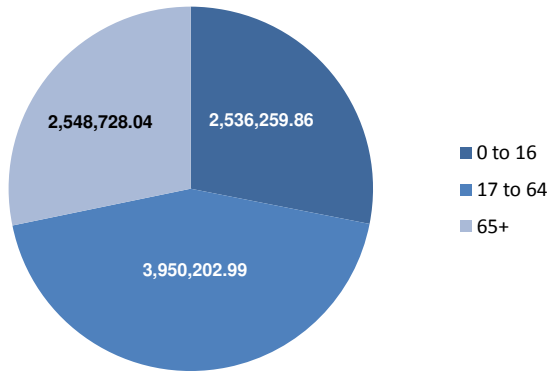
2. Spend by District Health Board for the 2008/09 financial year (01/07/08 - 30/06/09)

Equipment	0 to 16	17 to 64	65+	Total
Northland	338,042.37	843,288.61	717,502.71	1,898,833.68
Waitemata Health	1,405,617.73	2,624,946.37	1,860,231.21	5,890,795.31
Auckland	571,046.56	2,318,567.65	1,675,976.38	4,565,590.58
Counties Manukau	1,610,729.25	2,441,720.78	1,361,820.64	5,414,270.67
Total	\$ 3,925,435.90	\$ 8,228,523.41	\$ 5,615,530.93	\$ 17,769,490.24

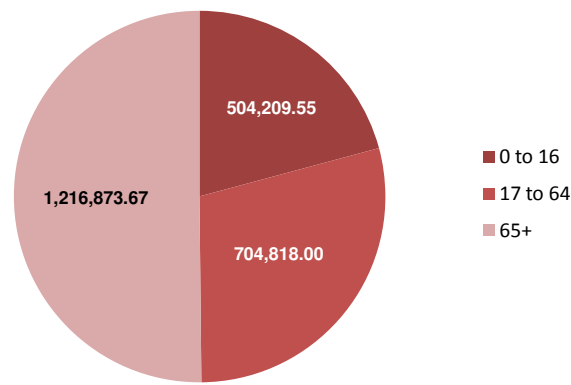
Housing	0 to 16	17 to 64	65+	Total
Northland	34,920.66	203,464.96	395,898.97	634,284.59
Waitemata Health	324,382.44	545,522.97	922,679.37	1,792,584.78
Auckland	304,725.21	485,296.00	768,039.37	1,558,060.58
Counties Manukau	462,962.71	608,312.78	1,107,583.78	2,178,859.28
Total	\$ 1,126,991.02	\$ 1,842,596.71	\$ 3,194,201.50	\$ 6,163,789.23

Vehicle	0 to 16	17 to 64	65+	Total
Northland	9,177.00	201.95	0.00	9,378.96
Waitemata Health	55,115.50	6,728.39	0.00	61,843.89
Auckland	18,361.01	6,866.86	0.00	25,227.87
Counties Manukau	11,610.33	26,816.54	0.00	38,426.87
Total	\$ 94,263.85	\$ 40,613.74	\$ 0.00	\$ 134,877.59

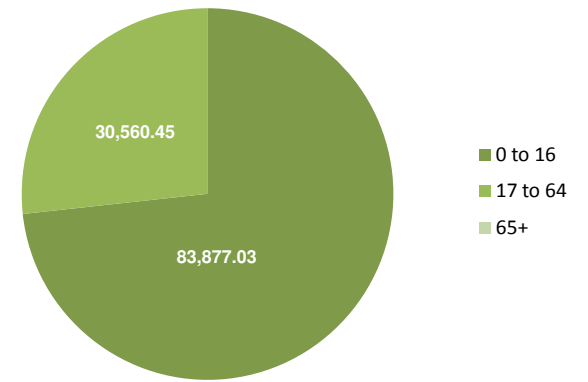
Equipment Spend by Age FY09-10



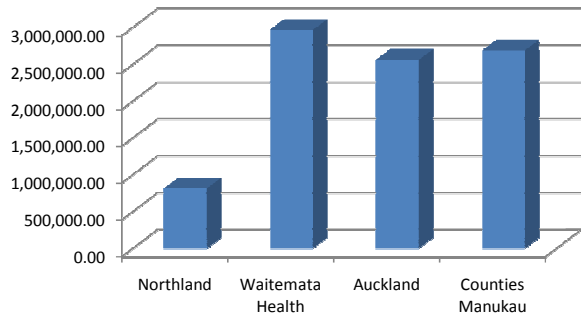
Housing Spend by Age FY09-10



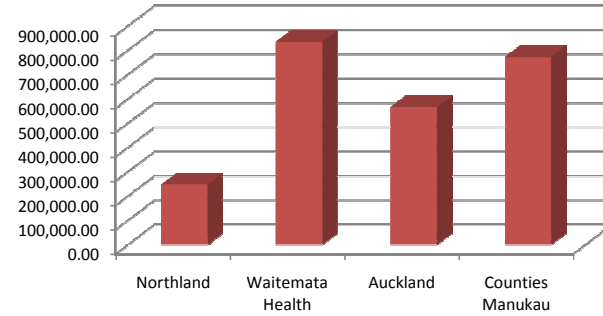
Vehicle Spend by Age FY09-10



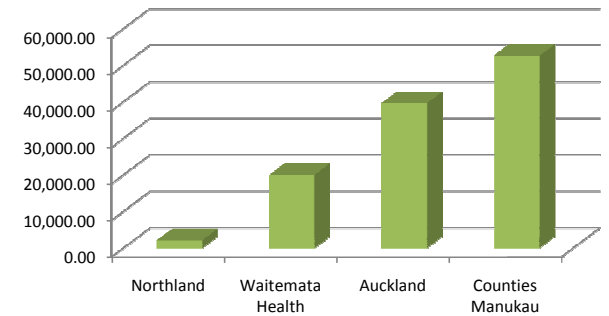
Equipment Spend FY09-10



Housing Spend by FY09-10



Vehicle Spend FY09-10



Total Spend FY09-10

