

1. Spend by District Health Board for the First quarter of 2009/10 financial year
(Financial Year 2009-2010 from 01/07/2009 to 30/09/2009)

Equipment	0 to 16	17 to 64	65+	Total
Northland	160,991.92	174,334.05	200,479.25	535,805.23
Waitemata Health	415,896.77	609,392.40	564,811.03	1,590,100.20
Auckland	300,867.05	589,317.03	716,869.37	1,607,053.44
Counties Manukau	427,646.42	554,164.14	486,935.00	1,468,745.55
Total	\$ 1,305,402.15	\$ 1,927,207.62	\$ 1,969,094.65	\$ 5,201,704.43

Housing	0 to 16	17 to 64	65+	Total
Northland	1,475.37	87,731.33	104,922.37	194,129.07
Waitemata Health	99,720.73	80,396.76	303,903.59	484,021.08
Auckland	99,555.68	96,398.71	144,365.73	340,320.12
Counties Manukau	78,845.61	160,967.59	206,000.36	445,813.56
Total	\$ 279,597.39	\$ 425,494.40	\$ 759,192.04	\$ 1,464,283.84

Vehicle	0 to 16	17 to 64	65+	Total
Northland	0.00	0.00	0.00	0.00
Waitemata Health	1,160.02	355.01	0.00	1,515.03
Auckland	11,267.80	12,331.90	0.00	23,599.70
Counties Manukau	1,065.03	2,145.00	0.00	3,210.03
Total	\$ 13,492.85	\$ 14,831.91	\$ 0.00	\$ 28,324.76

Graphs for 2009/10 are available on Page 2

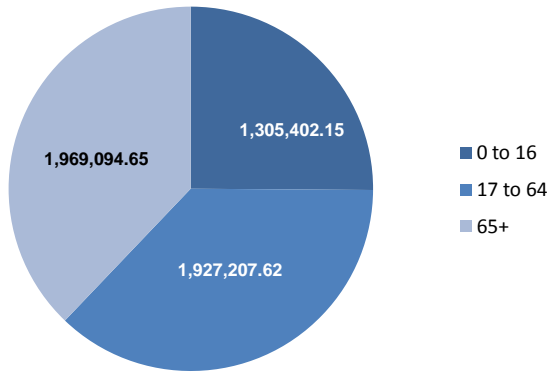
2. Spend by District Health Board for the 2008/09 financial year (01/07/08 - 30/06/09)

Equipment	0 to 16	17 to 64	65+	Total
Northland	338,042.37	843,288.61	717,502.71	1,898,833.68
Waitemata Health	1,405,617.73	2,624,946.37	1,860,231.21	5,890,795.31
Auckland	571,046.56	2,318,567.65	1,675,976.38	4,565,590.58
Counties Manukau	1,610,729.25	2,441,720.78	1,361,820.64	5,414,270.67
Total	\$ 3,925,435.90	\$ 8,228,523.41	\$ 5,615,530.93	\$ 17,769,490.24

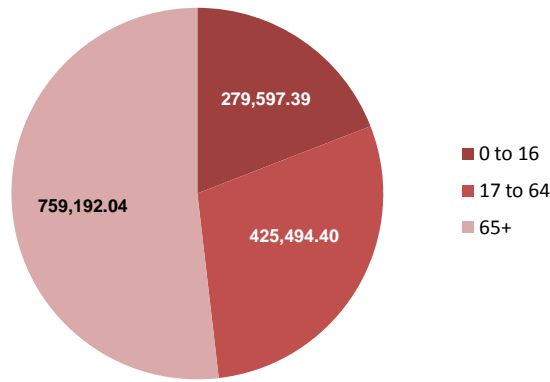
Housing	0 to 16	17 to 64	65+	Total
Northland	34,920.66	203,464.96	395,898.97	634,284.59
Waitemata Health	324,382.44	545,522.97	922,679.37	1,792,584.78
Auckland	304,725.21	485,296.00	768,039.37	1,558,060.58
Counties Manukau	462,962.71	608,312.78	1,107,583.78	2,178,859.28
Total	\$ 1,126,991.02	\$ 1,842,596.71	\$ 3,194,201.50	\$ 6,163,789.23

Vehicle	0 to 16	17 to 64	65+	Total
Northland	9,177.00	201.95	0.00	9,378.96
Waitemata Health	55,115.50	6,728.39	0.00	61,843.89
Auckland	18,361.01	6,866.86	0.00	25,227.87
Counties Manukau	11,610.33	26,816.54	0.00	38,426.87
Total	\$ 94,263.85	\$ 40,613.74	\$ 0.00	\$ 134,877.59

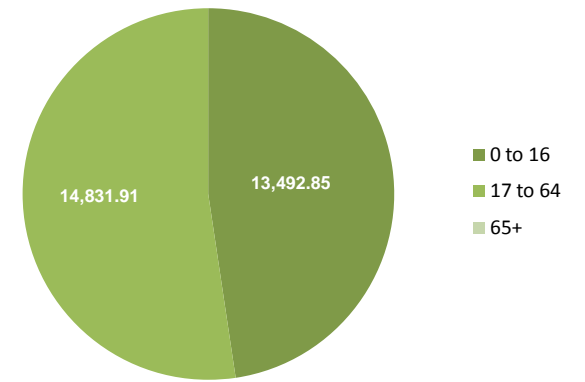
Equipment Spend by Age FY09-10



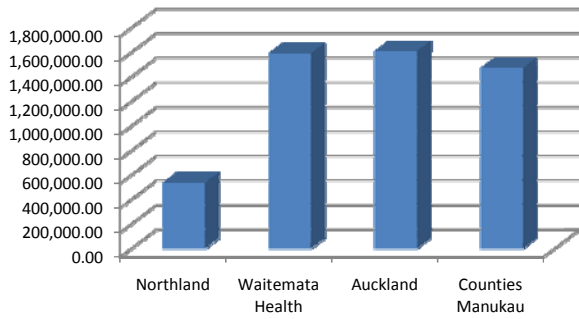
Housing Spend by Age FY09-10



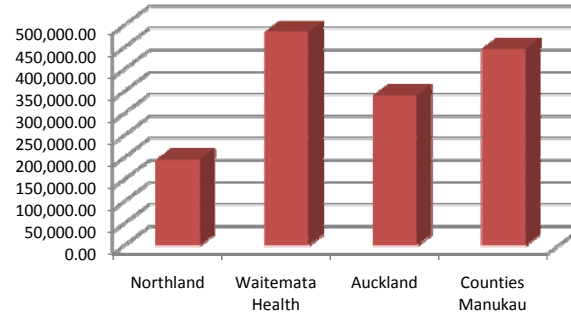
Vehicle Spend by Age FY09-10



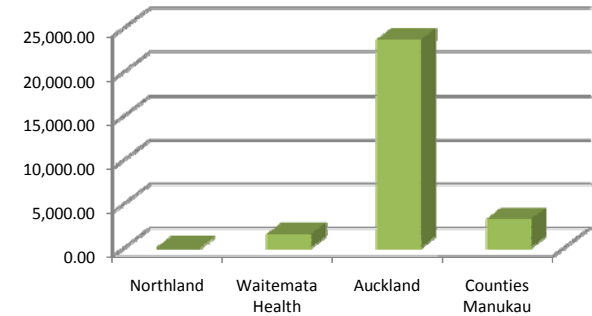
Equipment Spend FY09-10



Housing Spend by FY09-10



Vehicle Spend FY09-10



Total Spend FY09-10

